

Close to your business.



**ENVIRONMENT AND
SUSTAINABILITY
QUEHENBERGER LOGISTICS 2023**

**SUMMARY - OVERALL BALANCE CO₂ EQUIVALENTS
FROM THE SUSTAINABILITY REPORT**


Table of content



ENVIRONMENT AND SUSTAINABILITY QUEHENBERGER LOGISTICS 2023

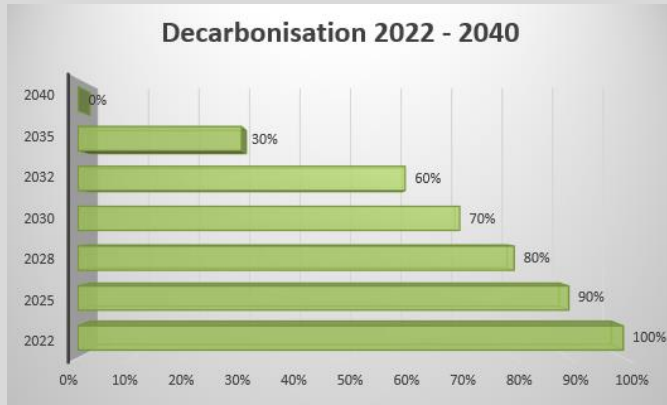
.....	1
SUMMARY - OVERALL BALANCE CO ₂ EQUIVALENTS	1
THE MOST IMPORTANT INFORMATION AT A GLANCE:.....	3
0. General	4
0.1. Scope of application.....	4
0.2. Consolidated sustainability report	4
0.3. Calculation and disclosure of our CO ₂ emissions in the context of our business activities.....	4
0.4. Report deadlines	4
0.5. The Executive Board	5
1. Ecologically sustainable	6
1.1. Summary total balance CO ₂ equivalents.....	6

THE MOST IMPORTANT INFORMATION AT A GLANCE:






Project Q-zERo Emission*

*Greenhouse gas emissions

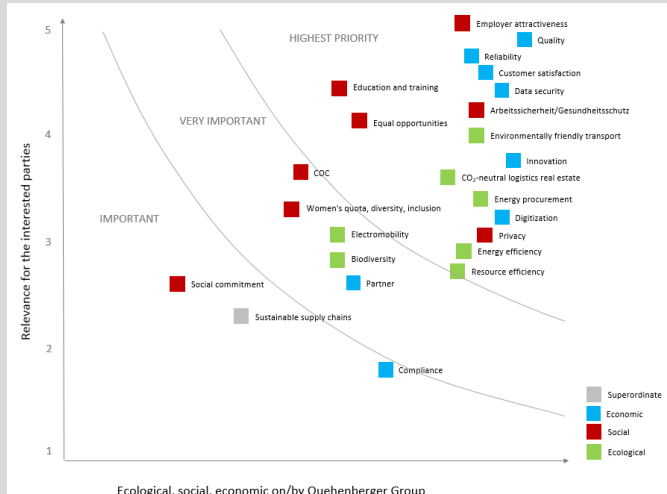


Year	Decarbonisation %
2022	100%
2025	90%
2028	80%
2030	70%
2032	60%
2035	30%
2040	0%

The Sustainable Development Goals (SDGs) that are essential for Quehenberger:

<p>Ecologically sustainable</p> 	<p>Environmentally friendly transport, CO₂neutral logistics properties provided we own them, resource efficiency</p>
<p>Social sustainable</p> 	<p>Talent acquisition, corporate retention, occupational health and safety, compliance + COC, health protection, equal opportunities</p>
<p>Economically sustainable</p> 	<p>Digitisation, quality + reliability, supplier and partner compliance, sustainable management</p>

Materiality matrix with weighted impacts



Ecological, social, economic on/by Quehenberger Group

Sustainability strategy

1	2	3	4	5
<p>Harmony of the three pillars Ecology, Social and Economy</p>	<p>Create added value and reduce CO₂</p>	<p>Promote innovations and implement them digitally</p>	<p>Orientation towards the goals of the government, the EU or the Paris Agreement</p>	<p>Orientation towards the Sustainable Development Goals</p>

All illustrations are also included, numbered and explained directly in the sustainability report.

0. General

0.1. Scope of application

The scope of the Sustainability Report 2023 corresponds to the *certificates* or, where available, the annexes of the certificates ISO 9001, ISO 14001, ISO 45001/ 01,02,03,04,05,07 - as of 31.12.2021 and is available for inspection at Security GmbH at the drive under T:\SeQurityBergheim\QM\AQG\KPI_Kennzahlen_Prozessmessung\KPI_zu_MM_Review_und_NB\0.1_Anwendungsbereich\2023_bis_231231.

0.2. Consolidated sustainability report

The Geis Group acquires a majority of 66 percent of the shares in Quehenberger Logistics (Augustin Quehenberger Group GmbH) with retroactive effect from 1 January 2023. The takeover will result in the first consolidated sustainability report for the 2023 financial year, which will be available for download at <https://geis-group.eu/downloads> after publication.

0.3. Calculation and disclosure of our CO₂ emissions in the context of our business activities

Our CO₂ calculations are based on [sustainable and recognised methodologies/standards] to ensure that the results are accurate and comparable.

We have considered all aspects of our operations, from production to supply chain, to provide a comprehensive picture of our environmental impact.

0.4. Report deadlines

All figures are based on a calendar year. Exceptions are explicitly mentioned for tables.

0.5. The Executive Board



Figure 1 The Executive Board: from left to right Christian Fürstaller (CEO), Rodolphe Schoettel (CFO), Klaus Hrazdira (COO)

Source: Quehenberger Logistics

TRUST AND GOOD RELATIONSHIPS WITH CUSTOMERS, PARTNERS AND EMPLOYEES ARE OUR GREATEST SUCCESS.

1. Ecologically sustainable

1.1. Summary total balance CO₂ equivalents

Scope	Priority	Consumption (V) Saving (E)	Topic	2022 CO ₂ -emissions	2022 in relation	2023 CO ₂ -emissions	2023 in relation	Difference absolut	Difference in relation	Target 2024
1	A	V	Own truck fleet Pt. 3.2.2.	20.545.977 kg CO ₂	70,06 kg / 100 km	18.806.677 kg CO ₂	68,35 kg / 100 km	-8,47%	-2,44%	-32%
1	B	V	Cars direct emissions Pt. 3.2.4.	920.576 kg CO ₂	16,10 kg / 100 km	900.114 kg CO ₂	14,39 kg / 100 km	-2,22%	-10,62%	-2%
1	A	V	Natural gas, heating oil, wood chips Pt. 3.2.5.	2.226.277 kg CO ₂	2,86 kg / m ²	1.623.588 kg CO ₂	2,05 kg / m ²	-27,07%	-28,32%	-1%
1	C	V	Refrigerant Pt. 3.2.8.	0 kg CO ₂		0 kg CO ₂				
2	A	V	Electricity Pt. 3.3.2.	1.877.992 kg CO ₂	2,41 kg / m ²	1.664.485 kg CO ₂	2,11 kg / m ²	-11,37%	-12,40%	-1%
2	C	V	Electricity for e-mobility Pt. 3.3.4.			4.391 kg CO ₂	313,64 kg / Vehicle			
2	C	V	District heating Pt. 3.3.3.	66.844 kg CO ₂	0,09 kg / m ²	64.879 kg CO ₂	0,08 kg / m ²	-2,94%	-6,69%	
3	A	V	Fleet indirect (well-to-wheel) emissions Pt. 3.4.2.	5.389.109 kg CO ₂	18,38 kg / 100 km	4.933.197 kg CO ₂	17,93 kg / 100 km	-8,46%	-2,45%	-2%
3	B	V	Total air travel Pt. 3.4.4.	76.200 kg CO ₂		103.594 kg CO ₂		35,95%		
2	C	E	Use of e-vehicles Pt. 3.3.5.	29.083 kg CO ₂		63.133 kg CO ₂		117,08%		226%
3	B	V	Cars indirect emissions Pt. 3.4.3.	241.463 kg CO ₂	4,22 kg / 100 km	236.095 kg CO ₂	3,77 kg / 100 km	-2,22%	-10,66%	
	C	E	Green Challenge	1.694 kg CO ₂		0 kg CO ₂		n/a		
1	C	E	Power generation photovoltaics Pt. 3.2.10.	60.864 kg CO ₂		94.582 kg CO ₂		55,40%		
	C	E	Home Office Pt. 4.10.	0 kg CO ₂		68.977 kg CO ₂				
	C	E	Meetings/Trainings Pt. 4.11.	kg CO ₂		43.293 kg CO ₂				
	C	E	Gourmet Dishes Pt. 4.5.8.	0 kg CO ₂		12.179 kg CO ₂				
		V	Total	31.344.438 CO ₂		28.337.020 CO ₂		-9,59%		
		E	Total	91.641 CO ₂		282.164 CO ₂		207,90%		
			TOTAL output	31.252.797 CO ₂		28.054.856 CO ₂		-10,23%		

Close to your business.

Signed in german sustainability report

Christian Fürstaller CEO

Signed in german sustainability report

Rodolphe Schoettel CFO

Signed in german sustainability report

Klaus Hrazdira COO

Straßwalchen, on 19.02.2024

Ort / Datum

Responsible for the content and data:

Signed in german sustainability report

*Friederike Zagler Head of Corp. QSU,
Managing Director, Seurity GmbH
Plainbachstr. 5, 5101 Bergheim*

Tel: +43 50145 45052

Mobile: +43 676 8737 45052

Friederike.Zagler@seurity.at

AUGUSTIN QUEHENBERGER GROUP GMBH ■ Gewerbegebiet Nord 5, 5204 Strasswalchen, Austria ■ Phone: +43 50145 0
Headquarter: Strasswalchen, Österreich ■ Managing Director: Christian Fürstaller, Rodolphe Schoettel, Jochen Geis, Hans-Wolfgang Geis
www.quehenberger.com ■ office@quehenberger.com
Comemrcial Register No.: FN 327236f ■ Commercial Court of Registration: Landes- und Handelsgericht Salzburg ■ VAT-No.: ATU64973666
Bank Account: Raiffeisenlandesbank Oberösterreich AG ■ Bank Account No.: 2699981 ■ Bank Code: 34000
IBAN: AT48 3400 0000 0269 9981 ■ BIC: RZOOAT2L

Our company is certified according to ISO 9001, ISO 14001 and ISO 45001.
All information about data protection can be found at: <https://www.quehenberger.com/en/privacy-statement/>